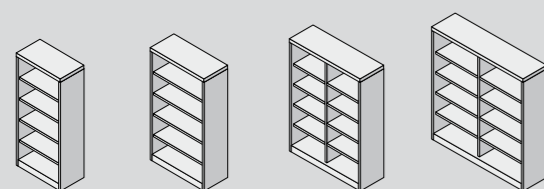




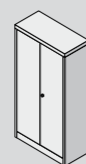
CLASSIC H 200



**A10G** 100x45x200 h  
**A12G** 120x45x200 h  
**A15G** 150x45x200 h  
**A18G** 180x45x200 h

**Armadio alto a giorno**  
 Bookcase - high

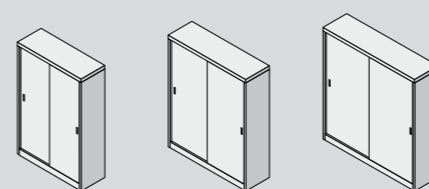
**Profondità disponibili / available depths:**  
 • 45 cm



**A10**  
 cm 100x45x200 h

**Armadio alto porte a battente**  
 Tall metal cabinet, swing doors

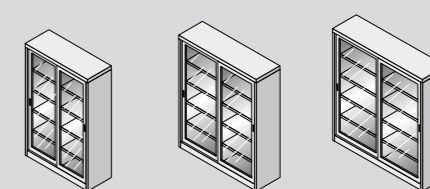
**Profondità disponibili / available depths:**  
 • 45 cm



**A12** 120x45x200 h  
**A15** 150x45x200 h  
**EA8** 180x45x200 h

**Armadio alto porte scorrevoli**  
 Tall metal cabinet, sliding doors

**Profondità disponibili / available depths:**  
 • 45 cm



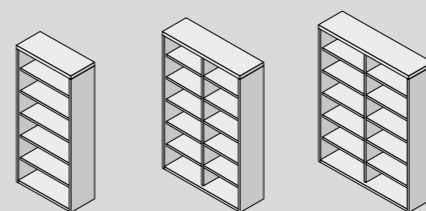
**A12CV** 120x45x200 h  
**A15CV** 150x45x200 h  
**A18CV** 180x45x200 h

**Armadio alto porte vetro temperato**  
 Metal cabinet with tempered glass doors - high

**Profondità disponibili / available depths:**  
 • 45 cm



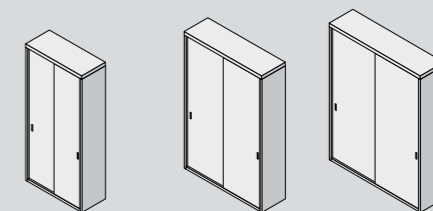
CLASSIC H 250



**A1225G** 120x45x250 h  
**A1525G** 150x45x250 h  
**A1825G** 180x45x250 h

**Armadio alto a giorno**  
 Bookcase - high

**Profondità disponibili / available depths:**  
 • 45 cm



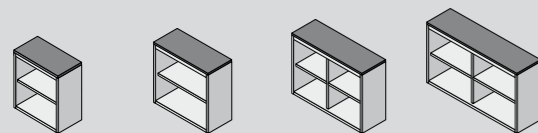
**A1225** 120x45x250 h  
**A1525** 150x45x250 h  
**A1825** 180x45x250 h

**Armadio alto porte scorrevoli**  
 Metal cabinet - high, sliding doors

**Profondità disponibili / available depths:**  
 • 45 cm



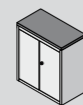
CLASSIC H 87



**AB10GN** 100x45x87 h  
**AB10GN** 120x45x87 h  
**AB10GN** 150x45x87 h  
**AB10GN** 180x45x87 h

**Armadio basso a giorno**  
 Low bookcase unit

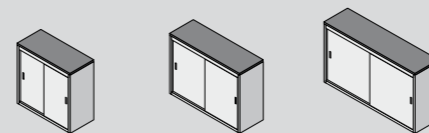
**Profondità disponibili / available depths:**  
 • 45 cm



**AB10N**  
 cm 100x45x87 h

**Armadio basso porte a battente**  
 Metal cabinet - low, swing doors

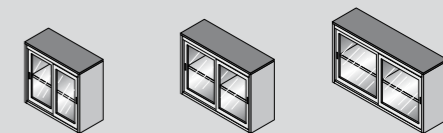
**Profondità disponibili / available depths:**  
 • 45 cm



**AB12N** 120x45x87 h  
**AB15N** 150x45x87 h  
**AB18N** 180x45x87 h

**Armadio basso porte scorrevoli**  
 Metal cabinet - low, sliding doors

**Profondità disponibili / available depths:**  
 • 45 cm



**AB12CVN** 120x45x87 h  
**AB15CVN** 150x45x87 h  
**AB18CVN** 180x45x87 h

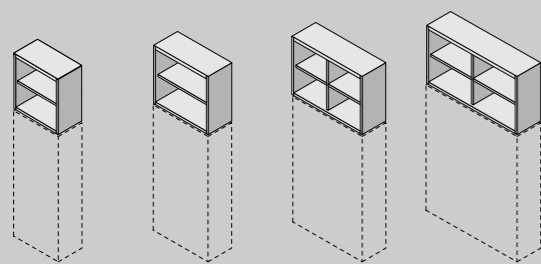
**Armadio basso porte scorrevoli  
 vetro temperato**  
 Metal cabinet - low, tempered glass doors

**Profondità disponibili / available depths:**  
 • 45 cm





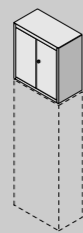
CLASSIC H 85+200



**ABS10G** 100x45x85 h  
**ABS12G** 120x45x85 h  
**ABS15G** 150x45x85 h  
**ABS18G** 180x45x85 h

**Sopralzo a giorno**  
 Stackable bookcase

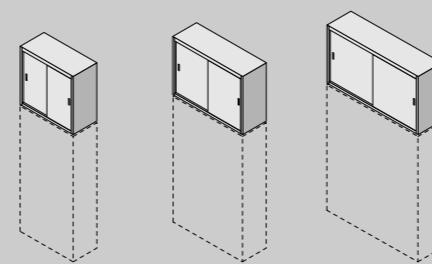
**Profondità disponibili / available depths:**  
 • 45 cm  
 • 36 cm (a richiesta / on request)  
 • 60 cm (a richiesta / on request)



**ABS10**  
 cm 100x45x85 h

**Sopralzo porte a battente**  
 Stackable cabinet, swing doors

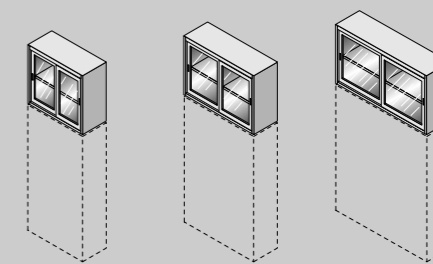
**Profondità disponibili / available depths:**  
 • 45 cm  
 • 36 cm (a richiesta / on request)  
 • 60 cm (a richiesta / on request)



**ABS12** 120x45x85 h  
**ABS15** 150x45x85 h  
**ABS18** 180x45x85 h

**Sopralzo porte scorrevoli**  
 Stackable cabinet, sliding doors

**Profondità disponibili / available depths:**  
 • 45 cm  
 • 36 cm (a richiesta / on request)  
 • 60 cm (a richiesta / on request)



**AB12CSV** 120x45x85 h  
**AB15CSV** 150x45x85 h  
**AB18CSV** 180x45x85 h

**Sopralzo ante scorrevoli vetro temperato**  
 Stackable cabinet, tempered glass doors

**Profondità disponibili / available depths:**  
 • 45 cm  
 • 36 cm (a richiesta / on request)  
 • 60 cm (a richiesta / on request)

CLASSIC FINITURE METALLO (tinte RAL di riferimento c.a.)

COLOUR CHART FOR METAL



37 Bianco (Ral 9010)



35 Grigio (Ral 7035)




27 Metallizzato (Ral 9006)



50 Avorio (Ral 1015)



36 Antracite (Ral 7016)



38 Nero Goffrato (Ral 9005)

- 37 Pure White
- 35 Light Grey
- 27 White Aluminium
- 50 Pearl White
- 36 Anthracite Grey
- 38 Jet Black

CLASSIC FINITURE TOP


COLOURS OF TOPS




01 Bianco




02 Grigio




62 Rovere sbiancato




05 Faggio



03 Noce Tavolato



63 Ciliegio

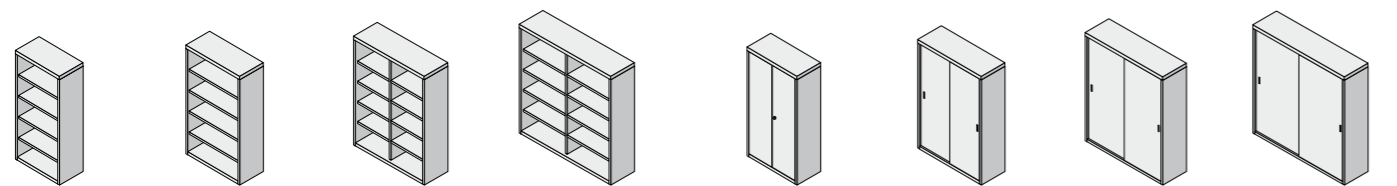


48 Wengè

- 01 Pure White
- 02 Light Grey
- 62 Bleached Oak
- 05 Beech
- 03 Plank Walnut
- 63 Cherry
- 48 Wengè

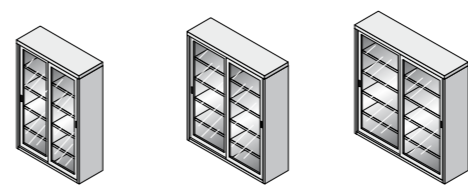
CLASSIC ABACO

H 200 cm



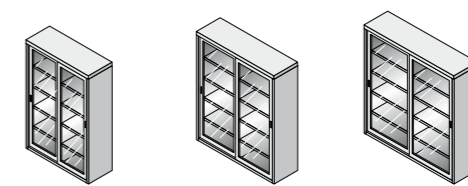
**A10G** cm 100x45x200 h  
**A12G** cm 120x45x200 h  
**A15G** cm 150x45x200 h  
**A18G** cm 180x45x200 h  
**A10** cm 100x45x200 h  
**A12** cm 120x45x200 h  
**A15** cm 150x45x200 h  
**A18** cm 180x45x200 h

Vetro temperato / Tempered glass



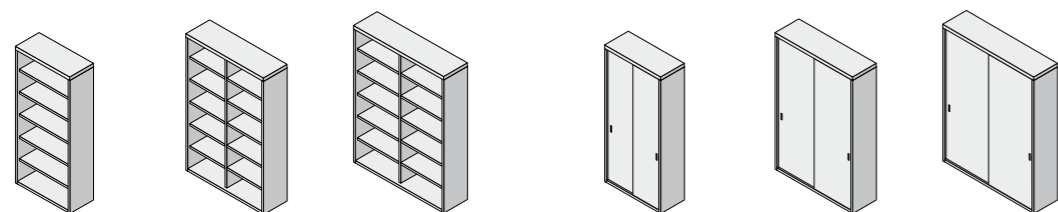
**A12CV** cm 120x45x200 h  
**A15CV** cm 150x45x200 h  
**A18CV** cm 180x45x200 h

Vetro non temperato / Glass



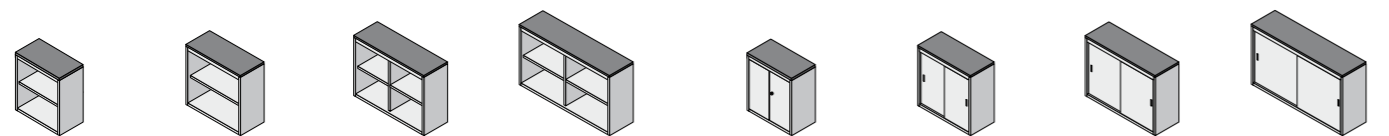
**A12C** cm 120x45x200 h  
**A15C** cm 150x45x200 h  
**A18C** cm 180x45x200 h

H 250 cm



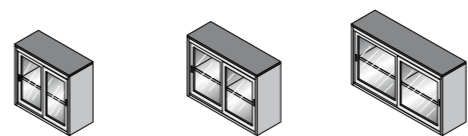
**A1225G** cm 120x45x250 h  
**A1525G** cm 150x45x250 h  
**A1825G** cm 180x45x250 h  
**A1225** cm 120x45x250 h  
**A1525** cm 150x45x250 h  
**A1825** cm 180x45x250 h

H 87 cm



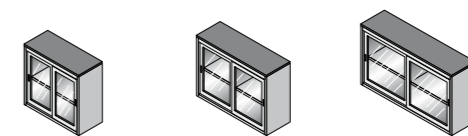
**AB10GN** cm 100x45x87 h  
**AB12GN** cm 120x45x87 h  
**AB15GN** cm 150x45x87 h  
**AB18GN** cm 180x45x87 h  
**AB10N** cm 100x45x87 h  
**AB12N** cm 120x45x87 h  
**AB15N** cm 150x45x87 h  
**AB18N** cm 180x45x87 h

Vetro temperato / Tempered glass



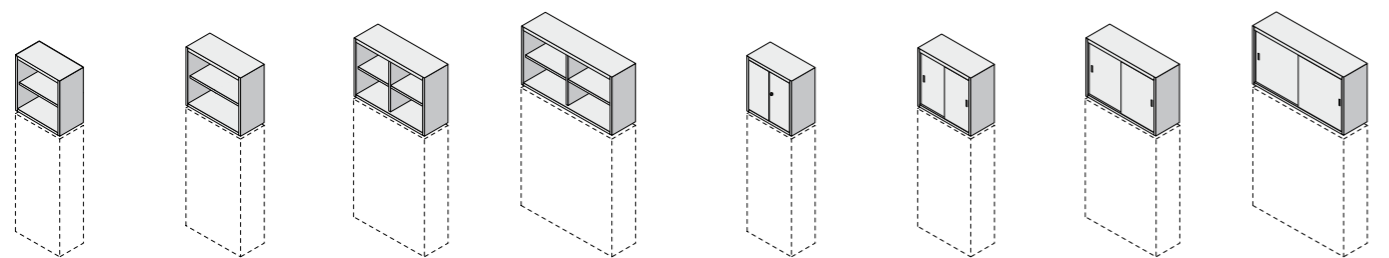
**AB12CVN** cm 120x45x87 h  
**AB15CVN** cm 150x45x87 h  
**AB18CVN** cm 180x45x87 h

Vetro non temperato / Glass



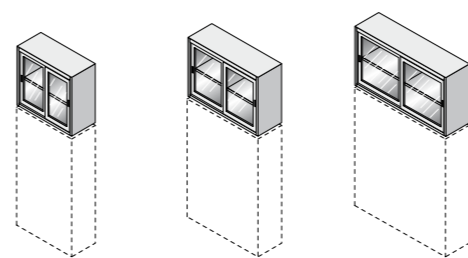
**AB12CN** cm 120x45x87 h  
**AB15CN** cm 150x45x87 h  
**AB18CN** cm 180x45x87 h

H 85+200 cm



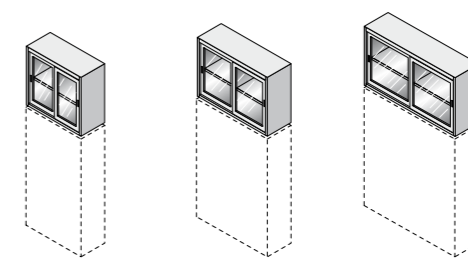
**ABS10G** cm 100x45x85 h  
**ABS12G** cm 120x45x85 h  
**ABS15G** cm 150x45x85 h  
**ABS18G** cm 180x45x85 h  
**ABS10** cm 100x45x85 h  
**ABS12** cm 120x45x85 h  
**ABS15** cm 150x45x85 h  
**ABS18** cm 180x45x85 h

Vetro temperato / Tempered glass



**AB12CSV** cm 120x45x85h  
**AB15CSV** cm 150x45x85 h  
**AB18CSV** cm 180x45x85 h

Vetro non temperato / Glass



**AB12CS** cm 120x45x85h  
**AB15CS** cm 150x45x85 h  
**AB18CS** cm 180x45x85 h



Art. AB



Art. ABC

## ARMADI DI SICUREZZA

Armadi realizzati a struttura componibile autoportante, in lamiera di acciaio di prima scelta DC01 UNI EN 10130, da mm.3 di spessore verniciati con polveri elettrostatiche di resine epossipoliestere, previo trattamento di fosfosgrassaggio.

I fianchi il tetto e la base sono realizzati con lamiera pressopiegata da mm. 3 di spessore saldati a filo continuo negli elementi di assemblaggio.

I 4 ripiani sono del tipo regolabile su cremagliera.

Le ante battenti ruotano a 180° su cerniere di acciaio.

La chiusura dell'armadio è ottenuta mediante n.3 robustissimi chiavistelli, bloccanti l'anta al centro, in alto e in basso, azionati dall'esterno mediante maniglia e controllata da una serratura di sicurezza con chiave a doppia mappa in duplice esemplare.

Solo per gli articoli (ABC e AB8C) armadi di sicurezza con combinazione, la chiusura dell'armadio, è inoltre controllata, da una combinazione a sette leve.

Tutti i congegni di chiusura degli armadi di sicurezza sono protetti da una piastra al manganese di mm. 5 di spessore.

Colori e finiture disponibili:  
**Grigio martellato scuro**

## SECURITY CABINETS

Freestanding modular security cabinets made from high quality, DC01 steel sheet to UNI EN 10130 standard, pre-treated with iron phosphate then epoxy-polyester powder coated.

The sides, tops and base are made from 3 mm thick fabricated steel sheet, and the continuous wire welding process is used to weld them to the mounting elements.

It comes with four adjustable rack shelves.

The swing doors rotate on steel hinges to 180°.

The security cabinet has a very strong three-point locking mechanism that secures the doors at the top, bottom and centre, operated by a handle fitted on the outside; the security lock has a double-bitted key (duplicate supplied).

For the security cabinet with combination lock only (items ABC and AB8C), the cabinet is secured by a seven-lever combination lock.

All the locking mechanisms on the security cabinets are protected by a 5 mm thick manganese plate

Available colours:  
**Charcoal hammered grey**

## ARMADI DI SICUREZZA H 200



**AB**  
100x50x200 h

**Armadio di sicurezza a 2 ante con chiusura a triplice espansione**

Two-door security cabinet with 3-point lock

Profondità disponibili / available depths:  
• 50 cm



**ABC**  
100x50x200 h

**Armadio di sicurezza a 2 ante con chiusura a triplice espansione e combinazione**

Two-door security cabinet with 3-point and combination lock

Profondità disponibili / available depths:  
• 50 cm



**AB6**  
60x50x200 h

**Armadio di sicurezza ad 1 anta con chiusura a triplice espansione**

One-door security cabinet with 3-point lock

Profondità disponibili / available depths:  
• 50 cm



**AB6C**  
60x50x200 h

**Armadio di sicurezza ad 1 anta con chiusura a triplice espansione e combinazione**

One-door security cabinet with 3-point and combination lock

Profondità disponibili / available depths:  
• 50 cm

